

BOOK OF THE MONTH:

Let's Go for a Drive!

by Mo Willems
 Ages: 3-8 years old

1. Introducing the Book:



Exploring the Cover

Which animals can you see on the cover of this book? Do you know these characters? Their names are Gerald the elephant and Piggie the piggy. What are Gerald and Piggie doing? Can you describe the car they are driving?

Building Background

Can you name some of the means of transport people use (e.g. car, bus, train, bicycle, plane, boat, etc.)? What kinds of transport do you use? In *Let's Go for a Drive!* Gerald and Piggie are going on a trip. Where have you gone (or would like to go) on vacation and what did (would) you pack to make the trip extra special?

2. Reading the Book:

While reading the book, invite the children to repeat/sing along the words in italics.

Ask them the following questions:

- When you go for a drive/on a trip, what do you bring with you?
- After deciding on what to pack, what is something important that elephant and piggy forgot? What are they missing?
- What solution did piggy and elephant find to have a fun time together? What would you do in their situation?

3. After Reading the Book: Car City



- Learning to make plans and solve problems;



- Exploring tools and resources;
- Practicing dexterity and hand-eye coordination.



Materials:

- Toy cars
- Building blocks
- Recycling materials
- Tape

Help the child build a city for their toy cars to roam around. Use building blocks or recycling materials (boxes, containers, bottles, cardboard rolls etc.) to construct buildings. Use tape to mark the roads. You can add an element of counting or color identification to the game by numbering/color coding roads or buildings to match the cars' numbers or colors.

Pack My Bag



- Expanding vocabulary;
- Learning to express complex ideas through spoken language;
- Developing autonomy and self-confidence;
- Practicing decision-making.



Next time you are getting ready to head out the door for a short outing or a long trip, invite the child to pack their own bag or help you pack. Set aside the time to discuss why some items might be needed/not needed. And don't forget to choose a book to bring along! You can use a visual checklist (in the resources) to pack all the important items.

References and Resources

Mo Willems - Resources

Visual Checklist

Legend



Cognitive




Socio-emotional



Language



Physical



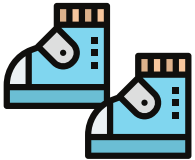
Pack My Bag: Travel Checklist



Clothes



Sunscreen



Shoes



Favorite
Book



Slippers



Favorite Toy



Swimsuit



Toothbrush &
Toothpaste



Sunglasses



Hairbrush



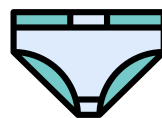
Hat



Socks



Pajamas



Underwear